

BIG 6 AND FORTRESS LOCKING BAR



BIG 6 PADLOCK

The **ERA Big 6 Heavy Duty Padlock** incorporates 6 levers. The cast bolt is housed in a laminated steel case. There are over 1000 key combinations with master keying available. When used with the ERA Fortress Locking Bar, doors up to 70mm thick can be secured.

The **Fortress Locking Bar** has a drill proof hinge-pin which prevents hacksawing, whilst the hardened forged-steel staple, concealed by the hasp, prevents hacksawing and wrenching.

The bars are manufactured from heavy malleable iron castings for maximum strength. All fixing screws are concealed.

ORDERING DETAILS


Big 6 Padlock

73mm (2⁷/₈" Lock **212-41**

Fortress Locking Bar

Fortress **121-41**

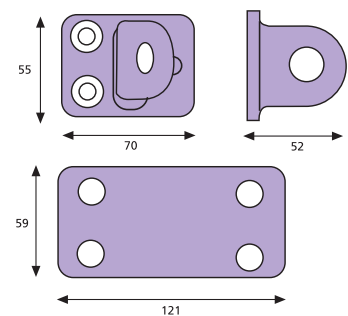
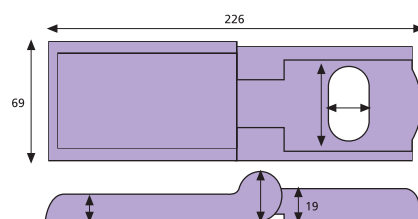
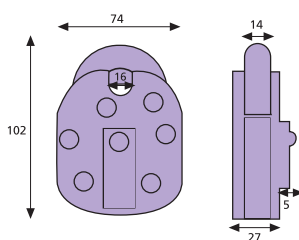
The Big 6 Padlock is also available to pass and under a master key.



FORTRESS LOCKING BAR

Big 6 Padlock

Fortress Locking Bar



All dimensions in mm.