

# SARACEN SXL

high security friction hinges

The SXL range of friction hinges offer major advances in security, weathersealing and operational performance.

Manufactured from high quality stainless steel, the hinge is designed for high security applications to meet the requirements of BS 7950\*.


Featuring a hollow rivet in the pointed arm, the SXL range provides a high level of durability and greater resistance to deformation when the window is under attack.

The pointed sash arm and Vertron™ end cap together provide an excellent gasket compression and smooth engagement.

The SXLE features a location block on the pointed arm for additional support.

Restrictor versions with an integrated mechanism restrict the opening of the window to 100mm\*\* in compliance with BS 8213-1:2004.

\*Dependent upon window system and fitting conditions.  
\*\*Restricted opening to 100mm depends upon window size.



## Technical information

**Corrosion resistance:** Meets the Requirements of BS EN 1670:2007 Grade 4 (240 hours), Grade 3 (96 hours) restricted version

**Performance:** Meets the requirements of BS7950, depending on window system and fitting. Meets the requirements of BS6375-1:2004 Tested to 20,000 cycles of opening. Tested to 30,000 cycles depressions of the restrictor mechanism (Restrictor only)

**Operation:** Meets the requirements of BS6375-2:1987

**Safety:** Meets the requirements of BS8213-1:2004 (Restrictor only) Restricted opening to 100mm is dependent upon window size

## Material specification

**Bars & Rivets:** Stainless Steel BS EN 10088-2:2005 Ferritic – 1.4016 (430 S17)

**End Cap:** Black Vertron™

**Mouldings:** Glass filled Nylon

**E Block:** Black Nylon, Glass filled (standard)  
Die cast Zinc passivated (high stack)

**Friction Screw:** Brass BS EN 12164:1998 CW614N

## Product options

Available in sizes 8", 10", 12", 16", 20" and 24".  
Top hung, side hung or restricted; 13.5mm stack or 16.5mm stack.

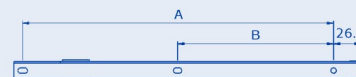
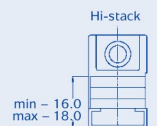
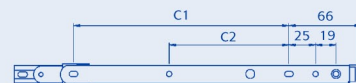
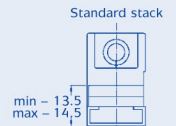
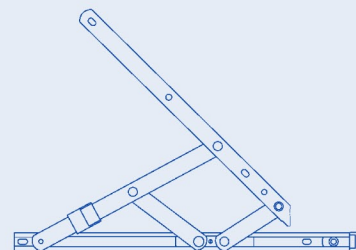
See opposite for complete list of product codes.

Dimensions - SXL

Size	Nom	Dim.	Dim.	Dim.	Dim.
mm	inch	A	B	C1	C2
210	8	177.5	136	93.5	-
262	10	229	180.5	126	-
311	12	278.5	201	168.5	-
414	16	380.5	232.5	201	-
516	20	483.5	186.5	266.2	93.5
616	24	583.5	237.5	316	180

Dimensions - SXL Restrictor

Size	Nom	Dim.	Dim.	Dim.	Dim.
mm	inch	A	B	C1	C2
311	12	278.5	171.5	168.5	36
414	16	380.5	222.5	201	56
516	20	483.5	252.5	266.2	93.5
616	24	583.5	302.5	316	180



Weights and sash sizes

Size	Nom	Approx	Max	Max	Max	
mm	inch	Opening	Width	Height	sash	
		Angle	mm	mm	Weight	
					(kg)	
210	8	Top	53	1300	350	12
262	10	Top	80	1300	450	16
311	12	Top	80	1300	550	18
414	16	Top	75	1300	750	20
516	20	Top	40	1200	850	24
616	24	Top	45	1200	900	26
311	12	Side	80	600	1300	20
414	16	Side	75	700	1300	20



13.5mm STACK



16.5mm STACK



FERRITIC



BS 8213



BS 7950



BS 6375



SARACEN SECURE



SECURED BY DESIGN



BBA ASSESSMENT 2639



10 YEAR GUARANTEE

# SARACEN SXL

## Part numbers

Size	13.5mm	16.5mm	13.5mm E'BLOCK	16.5mm E'BLOCK
<b>Top hung</b>				
8" 210mm	WFSXTA0860	WFSXTG0860	WFSETA0860	WFSETG0860
10" 262mm	WFSXTA1090	WFSXTG1090	WFSETA1090	WFSETG1090
12" 311mm	WFSXTA1290	WFSXTG1290	WFSETA1290	WFSETG1290
16" 414mm	WFSXTA1690	WFSXTG1690	WFSETA1690	WFSETG1690
20" 516mm	WFSXTA2040	WFSXTG2040B	WFSETA2040	WFSETG2040B
24" 616mm	WFSXTA2440	WFSXTG2440B	WFSETA2440	WFSETG2440B
<b>Side hung</b>				
12" 311mm	WFSXSA1290	WFSXSG1290	WFSESA1290	WFSESG1290
16" 414mm	WFSXSA1690	WFSXSG1690	WFSESA1690	WFSESG1690

## RESTRICTOR

Size	13.5mm		13.5mm E'BLOCK	
<b>Top hung</b>	<b>LH</b>	<b>RH</b>	<b>LH</b>	<b>RH</b>
12" 311mm	WFSXTA1261	WFSXTA1262	WFSETA1261	WFSETA1262
16" 414mm	WFSXTA1691	WFSXTA1692	WFSETA1691	WFSETA1692
20" 516mm	WFSXTA2041	WFSXTA2042	WFSETA2041	WFSETA2042
24" 616mm	WFSXTA2441	WFSXTA2442	WFSETA2441	WFSETA2442
<b>Side hung</b>				
12" 311mm	WFSXSA1261	WFSXSA1262	WFSESA1261	WFSESA1262
16" 414mm	WFSXSA1691	WFSXSA1692	WFSESA1691	WFSESA1692

Size	16.5mm		16.5mm E'BLOCK	
<b>Top hung</b>	<b>LH</b>	<b>RH</b>	<b>LH</b>	<b>RH</b>
12" 311mm	WFSXTG1261	WFSXTG1262	WFSETG1261	WFSETG1262
16" 414mm	WFSXTG1691	WFSXTG1692	WFSETG1691	WFSETG1692
20" 516mm	WFSXTG2041B	WFSXTG2042B	WFSETG2041	WFSETG2042
24" 616mm	WFSXTG2441B	WFSXTG2442B	WFSETG2441	WFSETG2442
<b>Side hung</b>				
12" 311mm	WFSXSG1261	WFSXSG1262	WFSESG1261	WFSESG1262
16" 414mm	WFSXSG1691	WFSXSG1692	WFSESG1691	WFSESG1692

## Packing information

Size	No per pack	Weight
8" 210mm	50	14kg
10" 262mm	50	17kg
12" 311mm	50	22kg
16" 414mm	25	15kg
20" 516mm	25	18kg
24" 616mm	25	21kg