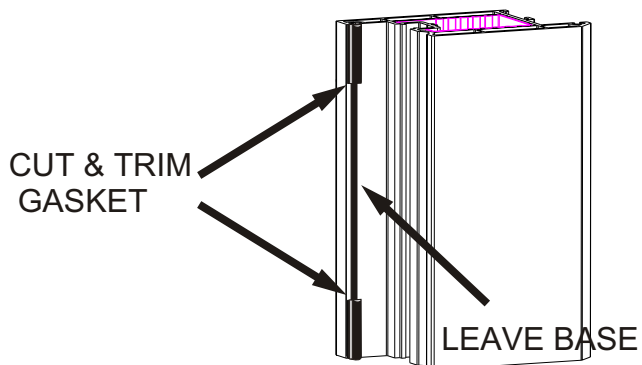




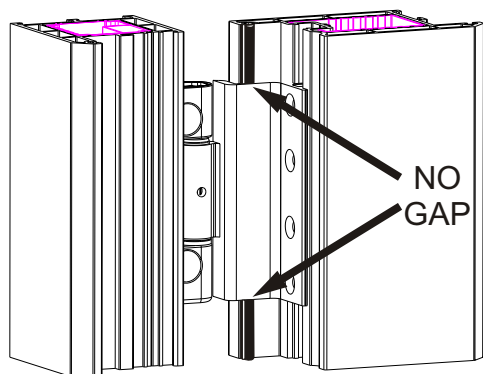
grouphomesafe▲

CHALLENGER 3D BUTT HINGES GASKET PREPARATION (EU ROFIX TYPE)



IN SOME CASES, IT IS NECESSARY TO REMOVE THE GASKET BENEATH THE HINGE FLAG.

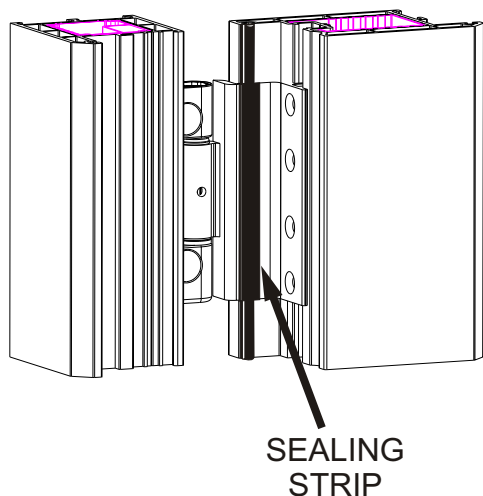
LEAVE THE GASKET BASE IN PLACE TO STOP THE GASKET SHRINKING AWAY FROM THE FLAG.



CARE MUST BE TAKEN TO CUT THE GASKET TIGHT TO EITHER EDGE OF THE HINGE FLAG.

IT **IS NOT** ESSENTIAL TO RE-SEAL THIS AREA FOR INWARD OPENING DOORS.

IT IS RECOMMENDED THAT THIS AREA **IS** RE-SEALED FOR OUTWARD OPENING DOORS.



IF REQUIRED, A RE-SEALING STRIP IS AVAILABLE.

THIS IS ADHESIVE BACKED AND IS SUPPLIED IN STRIPS OF 96 PADS.

THESE ARE SUPPLIED AS A SEPARATE ITEM TO BE FIXED BY THE CUSTOMER

Part No.	Description
DACGBL0001	1mm X 10mm x 100mm Adhesive Pad

ERA
Straight Road, Short Heath, Willenhall,
West Midlands. WV12 5RA
Tel: 01922 490060
Fax: 01922 490044
Email: info@era-security.com